

Okuden

2nd Degree Reiki Ryoho Practitioner

Distant Healing



The Second Noble Truth

(Taught by Buddha)

II. Unhappiness is caused by selfish craving.

In the Pure and Natural State of Our Being, we are One with Love and Our One Creator. The selfish craving of the ego separates us from Love and Our Creator. The ego searches for energy from a different source though the appetites of the five senses. The energy of the world, of itself, is unfulfilling, but still the ego wants more and more trying to find fulfillment. Through the sense gratification of the selfish desires of the ego, humanity enters the Mode of Passion. The more the Mode of Passion takes over the more impure our thoughts become and the unhappier and emptier we become. More is never enough. (Rajas)

The Second Truth of the Great Law

(Taught by Yeshua)

II. And you shall Love the Lord your God with all your heart, and with all your soul, and with all your mind, and with all your strength: this is the first commandment.

In the Essence of Our Being we are Love, Created by Our One Creator. Love is the Natural state of our whole being. When we Love Our One Creator with our whole being, we return to our Own Divine Nature and Oneness with Our One Creator and experience Healing, Peace, Abundance, Joy, Love and Happiness.

II. Okuden- 2nd Degree Reiki Ryoho Practitioner

II. The Second Degree Attunement of Okuden opens the flow of Reiki Energy in and through the Subtle Body for Distant Healing. The Subtle Body also called The Thinking Body and is composed of the Auras around the body and Pranas (Inner Auras) within the Body. (Distant Healing).

The Hon-Sha-Ze-Sho-Nen



The Hon-Sha-Ze-Sho-Nen is known as the distant healing symbol. It is a symbol of the Buddha Nature of Our One Creator. With Compassion, the Buddha Nature of God reaches out, through time and space, to any distance to bring healing and enlightenment to all who will receive it.

Through the Buddha Nature we purify our thoughts and intentions and begin to be freed from attachment to the mundane world and all its trappings.

Through the practice of 2nd Degree Reiki, Guidance through Grace begins.

Divine Grace refers to the sovereign favor of God for humankind — especially in regard to salvation — irrespective of actions ("deeds"), earned worth, or proven goodness.

Grace is enabling power sufficient for progression. Grace divine is an indispensable gift from God for development, improvement, and character expansion. Without God's grace, there are certain limitations, weaknesses, flaws, impurities, and faults humankind cannot overcome. Therefore, it is necessary to increase in God's grace for added perfection, completeness, and flawlessness.

Put another way, humankind is unable to evolve or be saved without God's grace; it is a prerequisite to salvation. Additionally, humans cannot exchange good deeds for it. It is a free gift from God. Thus, humankind is saved all by grace and not by some combination, mixture, or blending of good works and divine grace. Were it achieved by works, humans could take pride in their efforts towards holiness. More broadly, divine grace refers to God's gifts to humankind, including life, creation, and salvation.

www.wikipedia.org

The Pathway of Nirvana

II. Who without clinging to anything, rejoice in the freedom from attachment, whose appetites have been conquered

Blessed are the Pure in Heart for they shall see God. (Matthew 5:8)

Purity

The Power of Purity is Love.

Through the Power of Purity we enter the South Gate of Heaven.

At noon day in the Summer time of our life with we enter into adolescence.

This is a time of steady learning and growth.

A time to study and grow in the Power of Purity.

OM

*In Hinduism and Buddhism, the Sanskrit term **bija**, literally seed, is used as a metaphor for the origin or cause of things. In Esoteric Buddhism and Hinduism, the term **biji** is used for mystical "seed syllables" contained with mantras. These seeds do not have precise meanings, but are thought to carry connections to spiritual principles. The best-known bija symmable is OM, which first is seen in the Hindu Scriptures known as the Upanishads. (Wikipedia.org)*

OM, The eternal Word is all: what was, what is, and what shall be, and what beyond is in eternity. All is OM. Brahman is all and Atman is Brahman. Atman, the Self, which is one with OM, has three aspects, and beyond these three, different from them and indefinable- The Fourth. This Self, beyond all words, is the syllable OM. This syllable, though indivisible, consists of three letters-- A-U-M.

Vaiswanara, the Self as the universal person in his physical being corresponds to the first letter--A.

This first condition is the waking life of outward-moving consciousness, enjoying the seven outer gross elements. (Gross Body- Acting Body- Physical Body and its seven systems and five senses)

Taijasa, the Self as the universal person in his mental being, corresponds to the second letter--U. Taijasa and the letter U both stand in dream, between waking and sleeping. This second condition is the dreaming life of inner-moving consciousness, enjoying the seven subtle inner elements in its own light and solitude. (Subtle Body- Thinking Body- Seven Auras around the body/ Five Pranas within the Body)

Prajna, the Self as the universal person in dreamless sleep, corresponds to the third letter--M. He is the origin and the end of all. This third condition is the sleeping life of silent consciousness when a person has no desires and beholds no dreams. Whoever knows Prajna knows all things. (Causal Body- Feeling Body-Seven Chakras on the spine and five chakras on the Hara line of the front body)

The Fourth, the Self, the Atman is Om, the indivisible syllable. This syllable is unutterable, and beyond mind. In it the manifold universe disappears. This fourth condition is Atman in His own pure state: the awakened life of supreme consciousness. It is neither outer nor inner consciousness, neither semi-consciousness nor sleeping consciousness, neither mere consciousness nor unconsciousness. He is Atman, the Spirit Himself, that cannot be seen or touched, that is above all distinctions, beyond thought and ineffable. In the union with Him is the supreme proof of His reality. He is Peace and Love. He is the supreme good--One without a second. Whosoever knows OM, the Atman, becomes the Self. ("Mandukya Upanishad") (Atmic Body/ Divine Body/Karmic Body of the Pattern of the Seven and the Five of Creation)

A- is the Acting Body - Gross Body (Physical Body) in its pure essence.

U- is the Thinking Body - Subtle Body (Aura and Prana Body) in its pure essence.

M- is the Feeling Body - Causal Body (Chakra Body) in its pure essence.

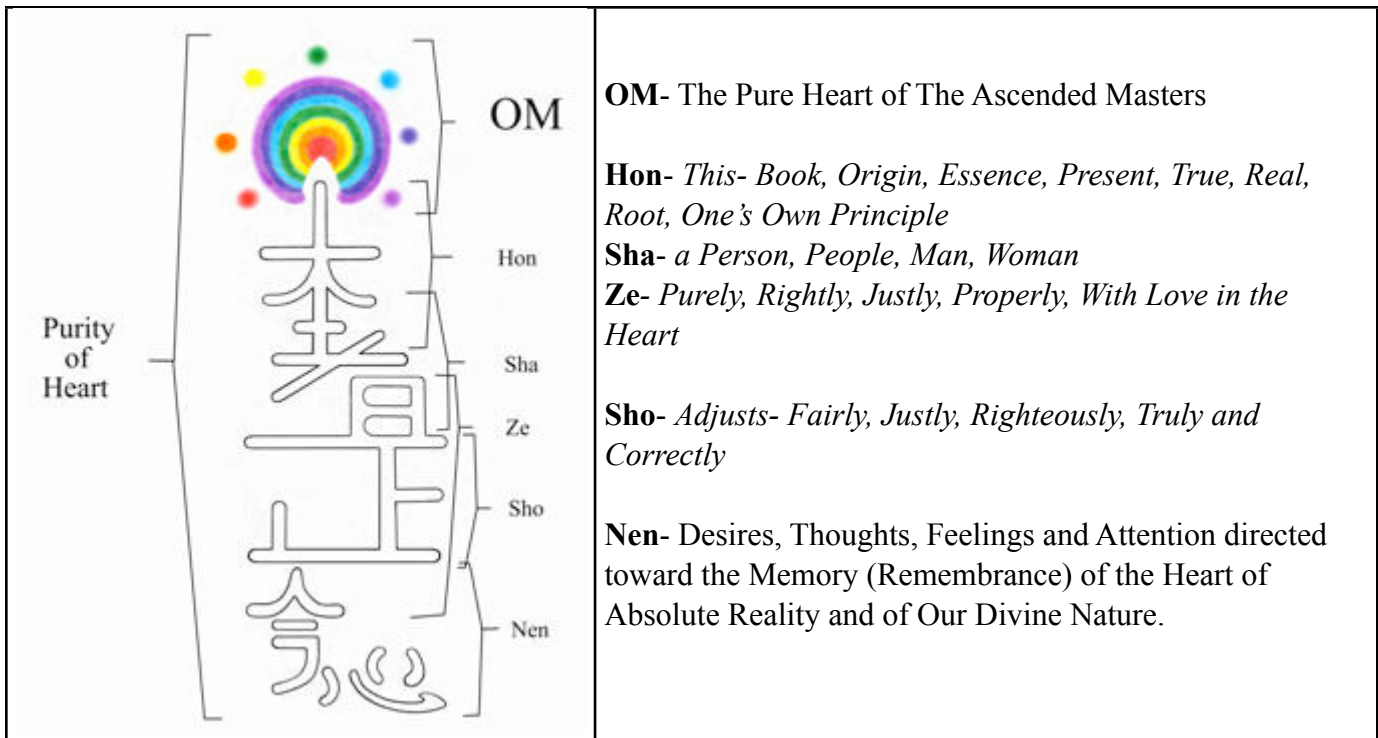
OM- is the Karmic or Atmic Body

OM - AUM

*AUM of the Vedas became the sacred word **Hum** of the Tibetans, **Amin** of the Moslems, and **Amen** of the Egyptians, Greeks, Romans, Jews, and Christians. Its meaning in Hebrew is sure, faithful. (Autobiography of a Yogi by Paramahansa Yogananda page 22n, 14n and 277n)*

*"These things says the **Amen**, the Faithful and True Witness, the Beginning of the Creation of God." (Revelation 3:14)*

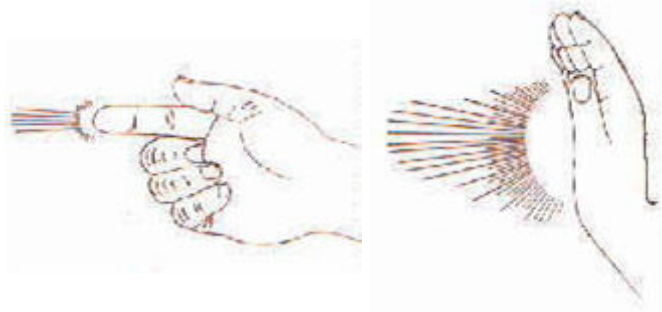
Hon-Sha-Ze-Sho-Nen



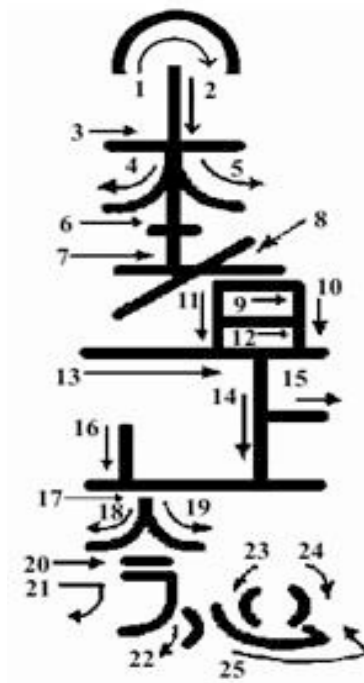
1. The general meaning is "The Buddha in me reaches out to the Buddha in you to promote Healing, Peace and Enlightenment".
2. "When the Heart is Pure (Buddha), the Desires (Five Senses, Five Symbols) are transcended and are Adjusted Rightly to Promote Healing, Enlightenment and Peace at any distance."
3. "The Book of Remembrance of Our Own Divine Nature is opened by The Pure Heart of OM (Buddha Nature) to fill our Heart with Love for Our One Creator, and all beings including ourselves, thus bringing Healing, Enlightenment and Peace in the present, at any distance."
Our Creator uses this Symbol to Awaken us to Purity of Heart.
4. The Pure Compassion of all the Ascended Masters and Our One Creator, The Compassionate ONE.
5. The Hon-Sha-Ze-Sho-Nen opens the South Gate of our Heavenly Home and connects us with the Reiki Angels of the South, Hosanna and Gabriel. Hosanna and Gabriel are Archangels of Yasodhara and Buddha and are our Guardian Angels.

Drawing the Symbols

Drawing the symbols is the first step in working with the energy associated with them. Just follow the numbers and the arrows and trace the symbols. There are different ways to draw the symbols. You can draw them with the index finger, with the palm of the hand or just with your mind. Practice drawing them until you can draw them without looking at the drawings. Then progress on to the next step of learning how to use them in the hands on treatment and how to send them in distant healing.



Drawing The Hon-Sha-Ze-Sho-Nen



Working with the Symbols

The Reiki Ryoho Symbols are very powerful tools in healing. They carry with them energy and information far beyond our normal comprehension. They are part of an ancient almost forgotten healing language used to communicate with the Creator as well as bring healing. Even though each symbol can represent a particular understanding to each of us, each symbol has many layers of meaning and we shouldn't limit ourselves with our own understanding of a particular symbol. Once you have learned how to draw the symbols, you can begin using them in hands on treatments. Trust your intuition in using them in treatments and distant healing.

In general the Symbols are used in the following ways.

Cho-Ku-Rei . . . Place the healing Power of God Here, To increase the Flow of Reiki energy, To increase the flow of Reiki energy by combining it with other symbols.

Hon-Sha-Ze-Sho-Nen . . . "The Buddha in me reaches out to the Buddha in you to promote Healing, Peace and Enlightenment". Opens the Heart to receive healing. Used in hands on treatments and distant healing. In distant healing this symbol is sent by itself or first when other symbols are combined with it.

Sei-Hei-Ki . . . Mental and Emotional Healing. Healing of hurts and trauma. Through Love, Humanity and God become One, thus healing takes place.

Dai-Ko-Myo Used to bring Light, Love and Wisdom into the healee to help them gain the knowledge they need for a complete healing.

As you learn to use the symbols, your intuition will develop in their use. Learn to trust your intuition. Our Reiki Angels, The Ascended Masters and Our One Creator will teach you what they mean and how to use them and if you simply are willing to trust and have the little bit of willingness to see things differently.

Using the Symbols- Hands on

At the beginning of a Reiki Session you can ask silently if any symbols should be used in the treatment. Trust your intuition. Trust! If you feel led to use a particular symbol or symbols draw them in the palms of your hands and tap them in three times. Say the name of each symbol three times silently.

After drawing all the symbols to be used, place your hands together in prayer position at the heart, Namaste, and begin the treatment. During the Reiki Session you may be guided to draw a symbol in the air above a particular part of the body and gently push it into the healee with your hand. Trust your intuition.

Beaming

Sometimes you may be led to beam the healee at the beginning or end of a Session. Stand a short distance from the healee, far enough to be outside of their aura. Place you palms toward the healee and send the Reiki Energy into their aura, so that the Reiki Energy flows into the whole person. You may be guided to draw a symbol and send it in. Draw the symbol in the air with the index finger or the palm of the hand and gently push the symbol into the healee.

Distant Healing

The idea that healing can flow through you to another person who could be thousands of miles away is a beautiful aspect of Reiki Healing. Healing with Reiki is just as easy at a distance as it is in hands on. There are many techniques for sending Reiki at a distance. Just experiment with the different methods until you until you find one that you are comfortable with.

The Practitioner and the Healee may agree to a specific time for the session so they both can be present at the same time. This in not absolutely necessary because the distant symbol allows the healing to transcend time and space. The healing can be for the past, present and future. In general the distant healing last from fifteen minutes to a half an hour or an hour depending on whether it is a spot treatment or full treatment.

There are many methods for doing a distant healing session. You may practice each on and find one that suits you as you begin this wonderful journey of distant healing.


Always begin by drawing the Hon-Sha-Ze-Sho-Nen and sending it to the healee.

1. The First Method is to use a surrogate like a pillow or a stuffed animal like a teddy bear. Just imagine that the surrogate is the person you are working on and do the hand positions that you are led to use either for a full treatment or spot treatment.
2. The Second Method is to picture in your mind the person either sitting or lying down and place your hands where you are led to place them.
3. The Third Method is sit in a comfortable chair and hold your hands palms up and with your intent simply send it to the healee. Visualize them either sitting or lying down and Beam the Reiki to the whole person letting the healing totally surround them and fill them. The Reiki energy always knows where to go and what to do to bring healing.

4. The Fourth Method is to use one or more symbols along with the Hon-Sha-Ze-Sho-Nen and send them to the healee. There are many ways that you will discover. Let your intuition develop and Trust.

Sending the Symbols

There are many methods for sending the symbols. Three methods are described below but you will discover others as you work with the symbols in distant healing.



1. The First method is to draw the symbol in the air with your hand. Then along with your intent push it away from you with your hand to the healee. You may send one, two, three or all of the symbols to the healee as you are led to do. Always trust your intuition. Love is your intent.



2. The Second Method is to draw the symbol in the air with your index finger. Then along with your intent and a small flick of the wrist, point and send the symbol to the healee. You may send one, two, three or all of the symbols to the healee as you are led to do. Always trust your intuition.

Love is your intent.

3. The Third method is to visualize the symbols in your mind and send them with your intent. Sometimes you may be led to send only one symbol or all of them. Trust your intuition. You can't really make a mistake in sending the symbols. Love is always your intent and Intuition is your guide. Trust and allow the little bit of willingness it takes to see things differently work inside of you to help others.